

*Wendy Tran*

# iFind...

Worried about losing your iPhone? Find My is an app that allows you to locate your iPhone.

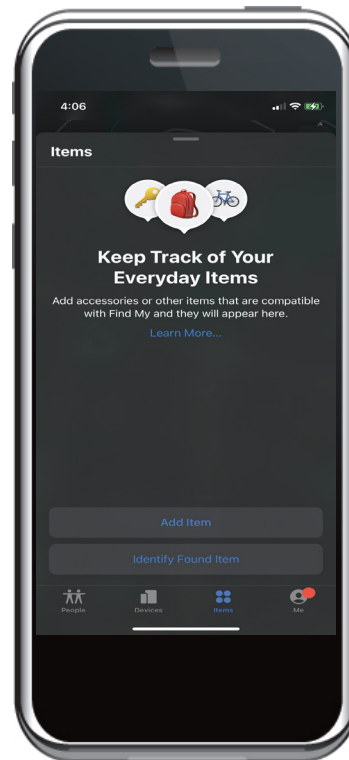


# iFind...

Wendy Tran

In the recent iOS updates on iPhone, Find My iPhone and Find My Friends were merged together into an app called Find My. This new app allows you to find whatever apple devices you're missing and transmit Bluetooth signals from Apple devices even when your iPhone has no internet connection, is powered off or erased, allowing nearby Apple devices to show their location on the cloud. This will help you locate your lost or stolen iPhone. Furthermore, the Find My app can locate friends and family members that have shared their location with you. You can view their location using the "People" tab within the Find My app.

The evolution of the app, Find My, has resulted to make iOS devices less likely to steal. Once Find My is activated on your iPhone and other apple devices, the device cannot be unlocked without the iCloud password of the original account. You need to set up all your apple devices on Find My to be able to use the features within it. Furthermore, Find My can help you protect your data, if your device was stolen.



Things Find My can track:

- iPhone
- iPad
- iPod Touch
- Everyday items
- Family members
- Friends
- Air Pods
- Apple Watch
- Mac

The Find My app is organised into several tabs, a “People” tab, a “Device” tab, an “Item” tab and a “Me” tab for each of their purposes. All activated devices are displayed on the map, which can be zoomed in and out to see it’s location clearer. Clicking on a device provides you with options to get directions to its location in Apple Maps. You can also turn on the notification sound for locating a missing device when nearby. Furthermore, there’s an option to label a device as missing, which automatically secures the missing device, prevents Apple Pay, and sets your contact information on your lock screen, and if you’re in a desperate situation, there’s a tool for removing all of your data.

The Find My app has been designed with a coding system that blocks people from misusing the feature from doing things like tracking your location. This coding system makes your location inaccessible to people trying to snatch your device’s Bluetooth signal, even from Apple.

No one can obtain the location of your devices by using Bluetooth so missing devices are only tracked by you. Furthermore, the Find My’s Bluetooth location tracking feature uses only a little bit of data cause on existing network traffic so there’s no impact on device battery life, data usage, or privacy.



#### References:

Apple Support. 2021. Use the Find My app to locate a missing device or item. Retrieved from <https://support.apple.com/en-us/HT210515>

9to5mac. 2021. Find My iPhone. Retrieved from <https://9to5mac.com/guides/find-my-iphone/>

Karynne.P & Alex.W. (8 April 2021). Apple’s Find My network now offers new third-party finding experiences. Retrieved from [https://www.apple.com/au/newsroom/2021/04/apples-](https://www.apple.com/au/newsroom/2021/04/apples-find-my-network-now-offers-new-third-party-finding-experiences/)

[find-my-network-now-offers-new-third-party-finding-experiences/](https://www.apple.com/au/newsroom/2021/04/apples-find-my-network-now-offers-new-third-party-finding-experiences/)

Liam.T. (June 8, 2021). Lost iPhone? With iOS 15, ‘Find My’ works even when an iPhone is off or wiped. Retrieved from <https://www.zdnet.com/article/lost-iphone-with-ios-15-find-my-works-even-when-an-iphone-is-off-or-wiped/>

# iFind...

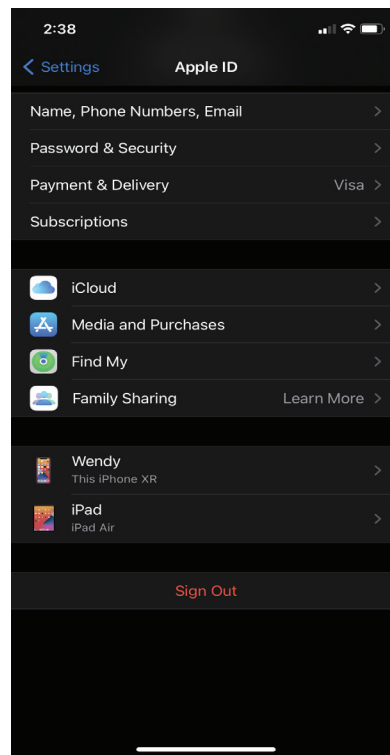
## Step 1:

Open the setting app and then click on your name.



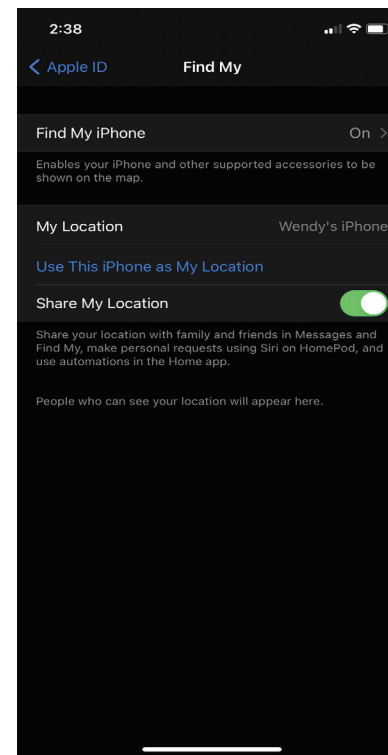
## Step 2:

Click on "Find My."



## Step 3:

Click on "Share My Location" if you want to share your location with



## Step 4:

Click on "Find My network" if you want to be able to see your device even when offline and click on "Send Last Location" if you want to

